



SRR & CVR GOVERNMENT DEGREE COLLEGE

(AUTONOMOUS)

ESTD:1937

VIJAYAWADA, NTR DIST., A.P

Institution is ranked by NIRF 101-150 band at NIRF 2020

WEBSITE: www.srrcvr.ac.in E-Mail: srrandcvr@gmail.com

NAAC "A" GRADE (4th CYCLE)



Student Satisfaction Survey (SSS) on overall institutional performance

2023-24

Our institution conducts student satisfaction surveys to gain valuable insights into student experiences, academic programs, and support services. By addressing feedback, we continuously improve the learning environment, ensuring the success and satisfaction of students and faculty alike. In today's competitive education landscape, understanding student satisfaction is essential. Students value engaging and comfortable learning spaces, while faculty focus on facilities that enhance teaching effectiveness. This reflects a paradigm shift in higher education from merely completing studies to prioritizing overall student experience and satisfaction as key success metrics. Higher education aims to transform knowledge into global progress through innovation and well-equipped minds. Institutions now emphasize meeting student needs and fostering their holistic growth.

We have prepared Student survey forms with certain questionnaire by considering the following factors

1. How much of the syllabus was covered in the class?
2. How well did the teachers prepare for the classes?
3. How well the teachers able to communicate?
4. The teacher's approach to teaching can best be described as

5. Fairness of the internal evaluation process by the teachers

6. Was your performance in assignments discussed with you?

7. The institute takes active interest in promoting internship, student exchange, field visit opportunities for students.

8. The teaching and mentoring process in your institution facilitates you in cognitive, social and emotional growth.

9. The institution provides multiple opportunities to learn and grow.

10. Teachers inform you about your expected competencies, course outcomes and programme outcomes

11. Your mentor does a necessary follow-up with an assigned task to you.

12. The teachers illustrate the concepts through examples and applications.

13. The teachers identify your strengths and encourage you with providing right level of challenges.

14. Teachers are able to identify your weaknesses and help you to overcome them

15. The institution makes effort to engage students in the monitoring, review and quality improvement of the teaching learning process.

16. The institute/ teachers use student centric methods, such as experiential learning, participative learning and problem solving methodologies for enhancing learning experiences.

17. Teachers encourage you to participate in extracurricular activities.

18. Efforts are made by the institute/ teachers to inculcate soft skills, life skills and employability skills to make you ready for the world of work.

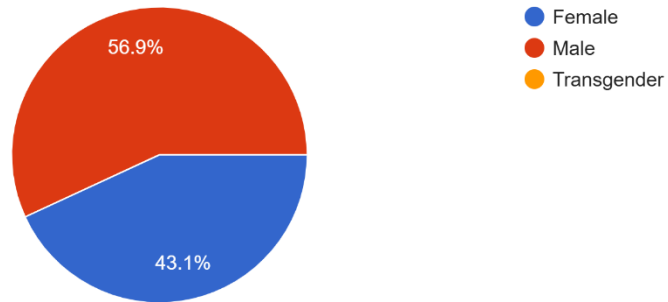
19. What percentage of teachers use ICT tools such as LCD projector, Multimedia, etc. while teaching.

20. The overall quality of teaching learning process in your institute is very good.

21. Give three observation/ Suggestions to improve the overall teaching - learning experience in your institution

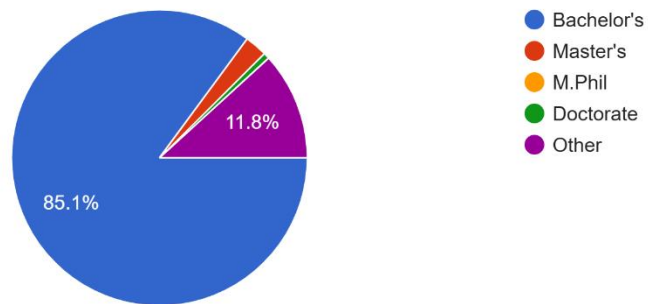
D) Gender

450 responses



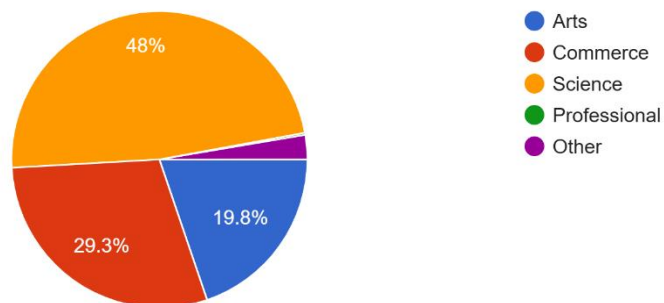
E) What degree program are you pursuing now?

450 responses



F) What subject area are you currently pursuing?

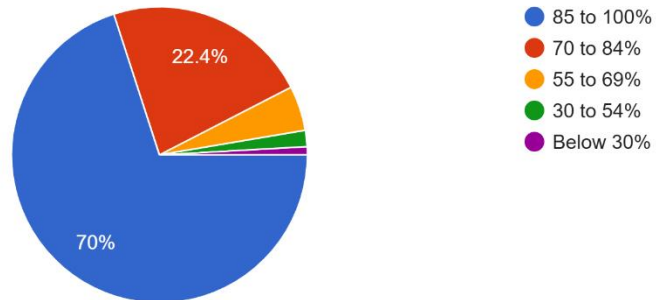
450 responses



Criterion II - Teaching - Learning and Evaluation

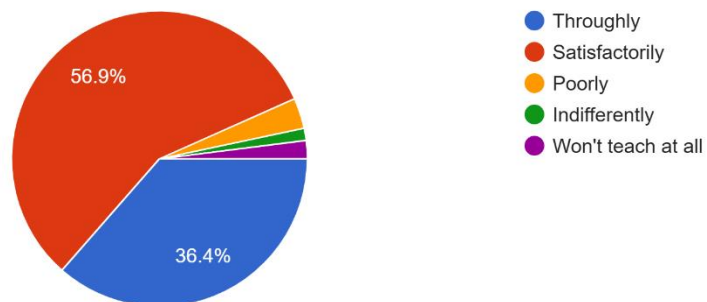
1. How much of the syllabus was covered in the class?

450 responses



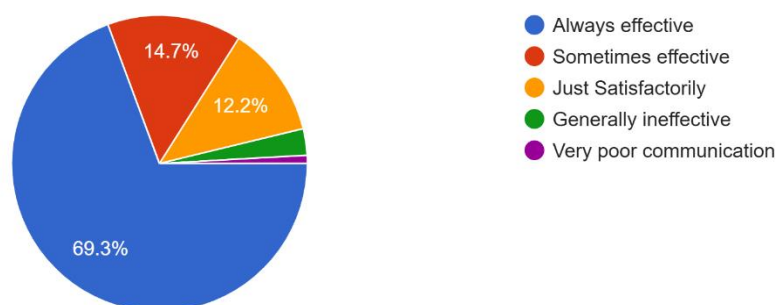
2. How well did the teachers prepare for the classes?

450 responses



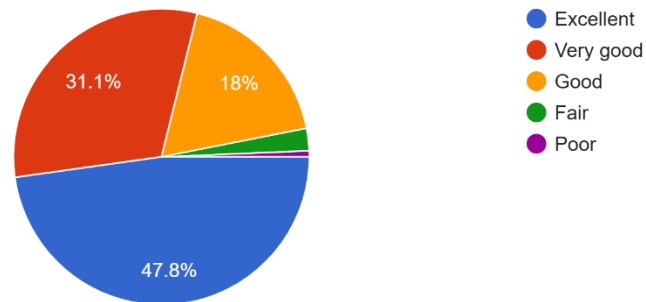
3. How well the teachers able to communicate?

450 responses



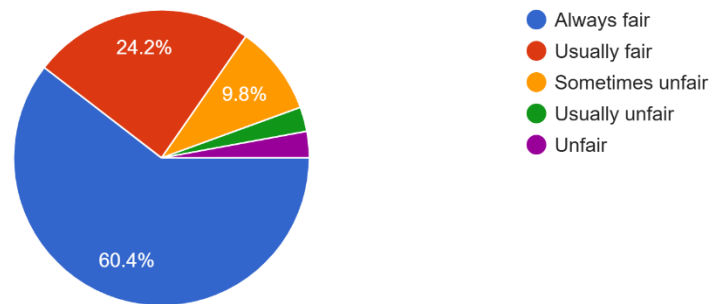
4. The teacher's approach to teaching can best be described as

450 responses



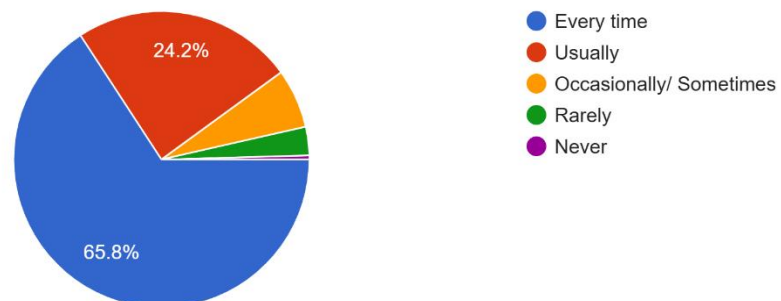
5. Fairness of the internal evaluation process by the teachers

450 responses



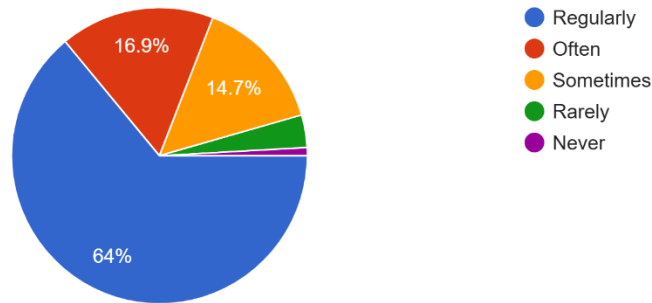
6. Was your performance in assignments discussed with you?

450 responses



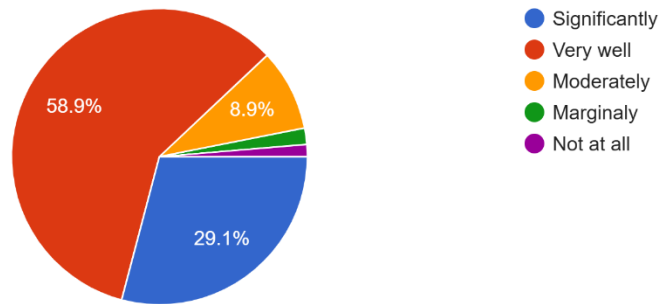
7. The institute takes active interest in promoting internship, student exchange, field visit opportunities for students.

450 responses



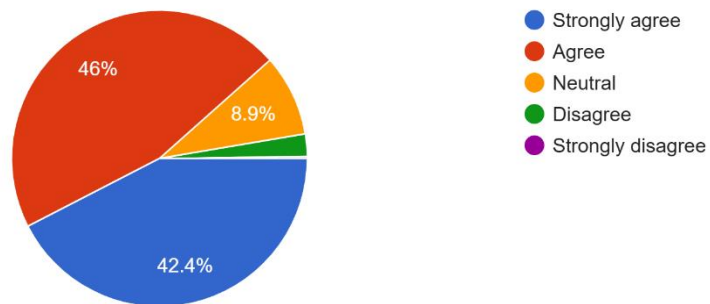
8. The teaching and mentoring process in your institution facilitates you in cognitive, social and emotional growth.

450 responses



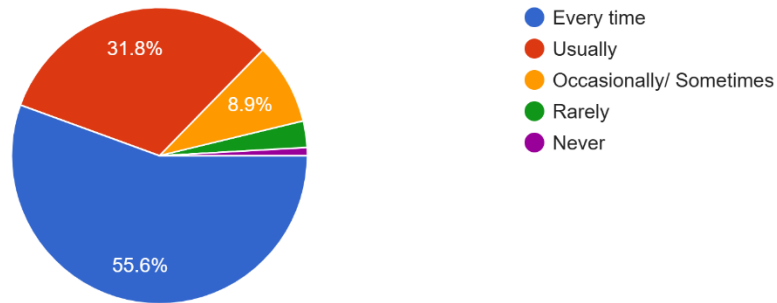
9. The institution provides multiple opportunities to learn and grow.

450 responses



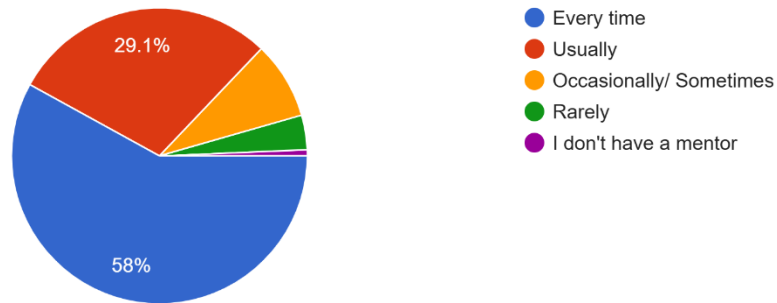
10. Teachers inform you about your expected competencies, course outcomes and programme outcomes

450 responses



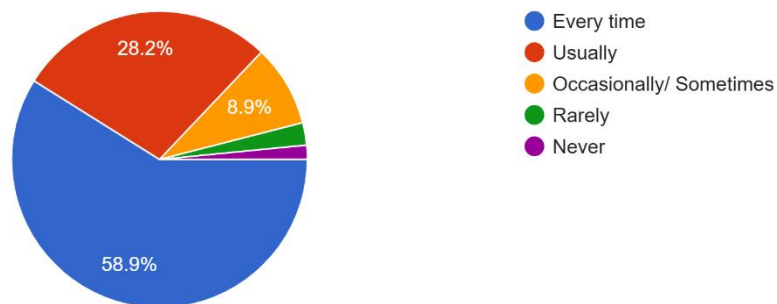
11. Your mentor does a necessary follow-up with an assigned task to you.

450 responses

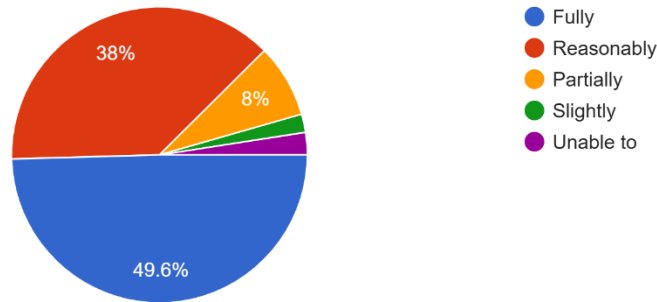


12. The teachers illustrate the concepts through examples and applications.

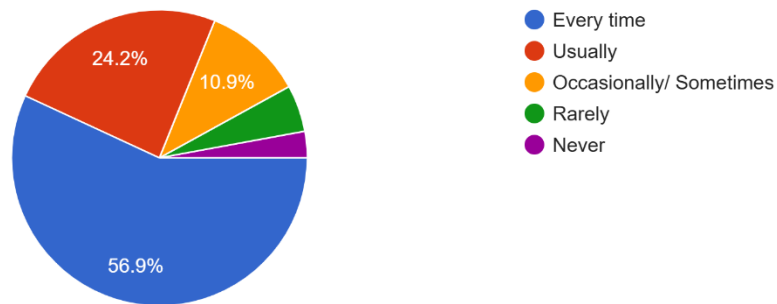
450 responses



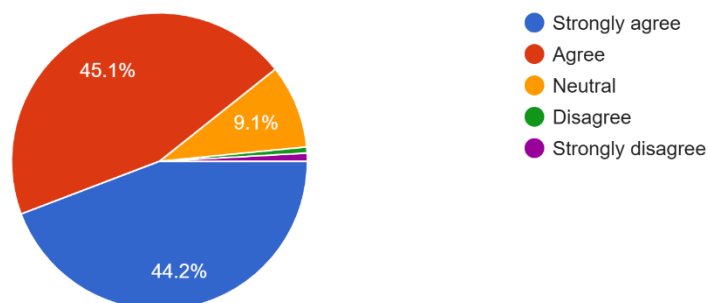
13. The teachers identify your strengths and encourage you with providing right level of challenges.
450 responses



14. Teachers are able to identify your weaknesses and help you to overcome them
450 responses

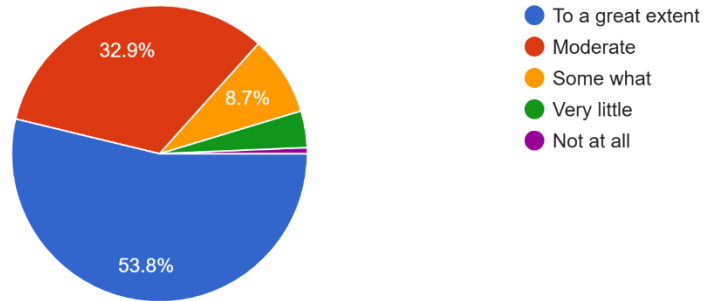


15. The institution makes effort to engage students in the monitoring, review and quality improvement of the teaching learning process.
450 responses



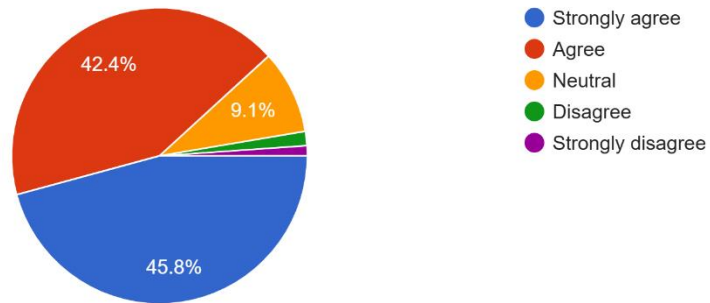
16. The institute/ teachers use student centric methods, such as experiential learning, participative learning and problem solving methodologies for enhancing learning experiences.

450 responses



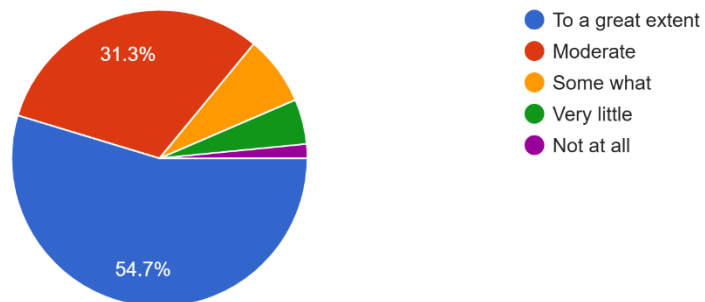
17. Teachers encourage you to participate in extracurricular activities.

450 responses



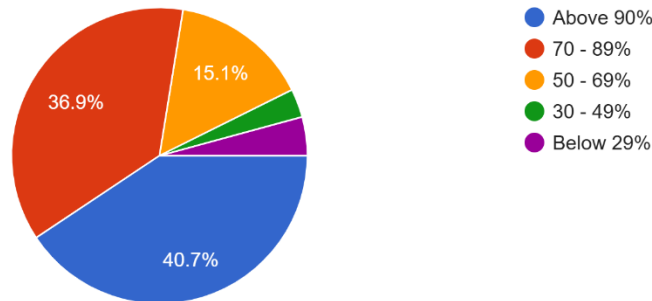
18. Efforts are made by the institute/ teachers to inculcate soft skills, life skills and employability skills to make you ready for the world of work.

450 responses



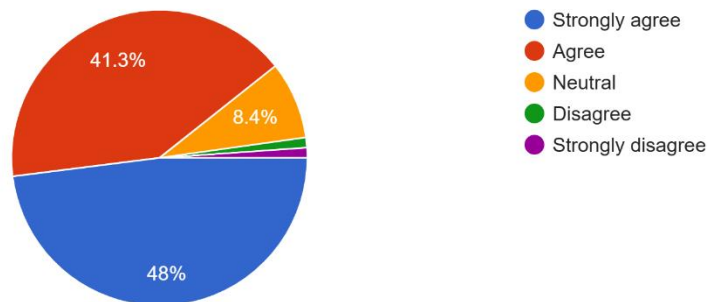
19. What percentage of teachers use ICT tools such as LCD projector, Multimedia, etc. while teaching.

450 responses



20. The overall quality of teaching learning process in your institute is very good.

450 responses



Action Taken Report

A recent survey and analysis of its results revealed positive feedback from the majority of students regarding the college's facilities and teaching-learning processes. However, valuable insights were also observed from student comments, highlighting areas for improvement. This feedback has been instrumental in enhancing the overall college atmosphere and aligning efforts with student expectations.

1. Syllabus Coverage

- **Observation:** 70% of students reported 85-100% syllabus coverage, but 22.4% reported 70-84%.
- **Action:** Regular monitoring of lesson plans and progress tracking has been initiated to ensure consistent syllabus coverage across all classes.

2. Teacher Preparedness and Communication

- **Observation:** A majority found teacher preparation "satisfactory" (56.9%) and communication "always effective" (69.3%).
- **Action:** Workshops and training sessions are being conducted to further enhance teacher preparedness and communication skills.

3. Teaching Approach and Internal Evaluation

- **Observation:** 78.9% rated teaching as "excellent" or "very good," and 60.4% found internal evaluations "always fair."
- **Action:** Best practices for teaching approaches are being shared among faculty, and transparent grading policies have been standardized.

4. Student Engagement and Feedback

- **Observation:** 65.8% of students reported that performance discussions occur "every time," and 64% felt internship and field visit opportunities are promoted "regularly."
- **Action:** Structured feedback sessions and enhanced opportunities for internships, exchange programs, and field visits have been implemented.

5. Skill Development and ICT Tools Usage

- **Observation:** 54.7% reported significant efforts in skill development, and 40.7% marked above 90% ICT tools usage in teaching.
- **Action:** Additional training for teachers on ICT tools and more workshops on soft skills, life skills, and employability have been introduced.

6. Extracurricular and Student-Centric Activities

- **Observation:** 45.8% "strongly agreed" that teachers encourage participation in extracurriculars, and 53.8% noted extensive use of student-centric methods.
- **Action:** Increased extracurricular activities and project-based learning methodologies have been adopted.

7. Enhancing Overall Quality

- **Observation:** 89.3% rated the overall quality of the teaching-learning process as "very good" or "good."
- **Action:** Periodic reviews and ongoing student feedback collection have been established to maintain and improve teaching quality.

Additional Initiatives

- Based on student feedback, the college has implemented changes to address concerns, such as avoiding repetitive feedback in future surveys, ensuring they reflect evolving needs and expectations.
- The institution has prioritized fostering a more positive and responsive environment by actively listening to student voices and acting upon their feedback.

- Collaborative efforts between students and the institution have been strengthened to create a shared sense of ownership and improve the overall college atmosphere.

This commitment to continuous improvement through active engagement with student feedback ensures that the institution remains aligned with its mission of providing high-quality education and a supportive learning environment. The proactive measures taken demonstrate the institution's dedication to fostering a positive and collaborative atmosphere for all stakeholders.